

dhs-EasyController



In order to **check** low-magnification samples **quickly** (e.g. welds, visual inspections), we offer a **compact, inverse optical system** with an integrated digital camera, an LED ring light and software (optional) for image capture, image measurement and reporting.

Ergonomics

The **samples** from production are placed **directly on the glass pane** and the measurement procedure can begin – with no time-consuming prior application of the sample and focusing.

The surface of the sample is **always at the same distance from the camera**.

All optical components are housed in a compact stainless steel box which can be integrated into the work surface of a workstation for example.

Optional Components

- Inverse macroscope with a fixed optical focal length
- Digital camera
- (4.92 Mpix resolution, CMOS, USB 3.0)
- LED ring light

Optional software:

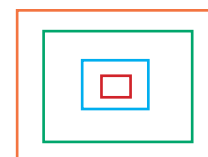
- interchangeable **objective lenses**
- different options of **illumination**
- **eyepieces**
- **bigger base plates**



Device versions according to object field sizes

Art.-Nr.	Object field sizes (mm)	Total optical magnification (Stereomicroscope)
160DHS00004	26,5 x 20,0	Corresponds to 5 x
160DHS00005	20,0 x 15,0	Corresponds to 6 x
160DHS00006	9,1 x 6,8	Corresponds to 14 x
160DHS00007	4,2 x 3,2	Corresponds to 30 x

Object field sizes (scale 1:1)

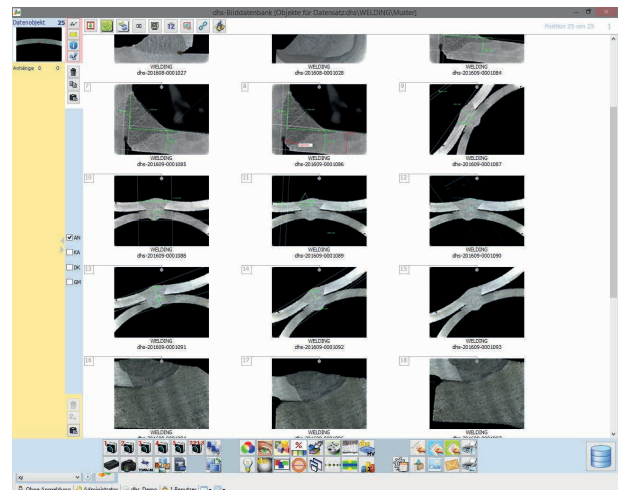
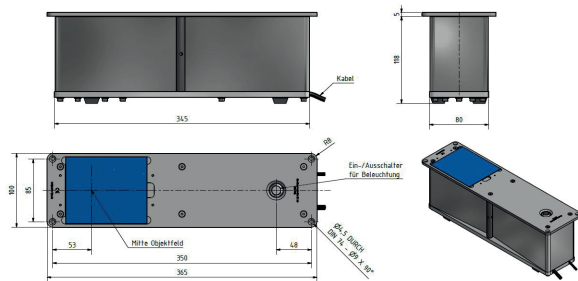


Information in the overview

- For quick and accurate low-magnification checking of production samples
- Inverse optical system and software (optional)
- Four device versions with different fixed focal lengths available

Additional technical data

- Power supply and USB 3.0 connecting cable for PCs integrated
- Dimensions:
365 x 100 x 123 (W x H x D mm)
- PC requirements: From WIN 7
- Graphics card:
AGP or PCIExpress graphics card
(at least 1 GB own memory/processor)
Recommended:
The latest model from AMD or Nvidia
- USB 3.0 ports: 1 x



Software

In conjunction with the integrated optical system, the software ensures **perfect image quality in the live image**. Target and actual values can be compared and tolerance values determined quickly. All images and data are then compiled in a report.

Efficient – the best possible result in just a few steps!

dhs Dietermann & Heuser Solution GmbH

Herborner Str. 50
35753 Greifenstein-Beilstein
GERMANY

Phone: +49 (0)27 79 91 20-0

Fax: +49 (0)27 79 91 20-99

Email: vertrieb@dhssolution.com

Web: www.dhssolution.com

dhs
Image Data Base

dhs
MicroCam

dhs
Cleanalyzer

dhs Image Data Base, dhs-MicroCam® and dhs-Cleanalyzer are trademarks of dhs Dietermann & Heuser Solution GmbH. All technical data and information in this brochure are correct at the time of going to press (10-2017). Errors and omissions excepted. Subject to change.